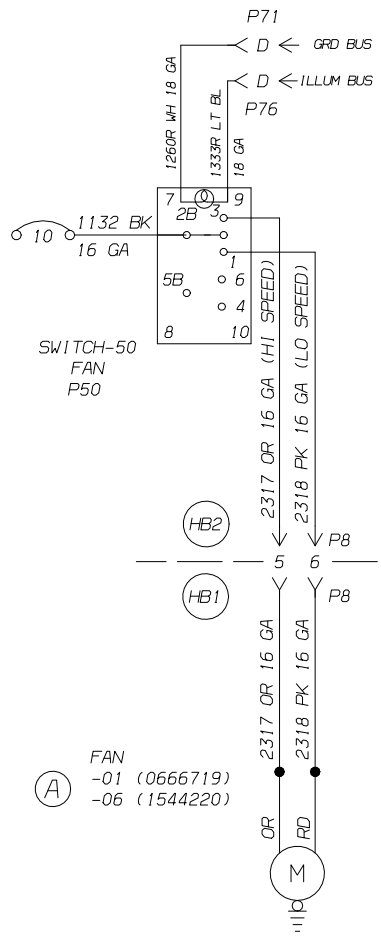
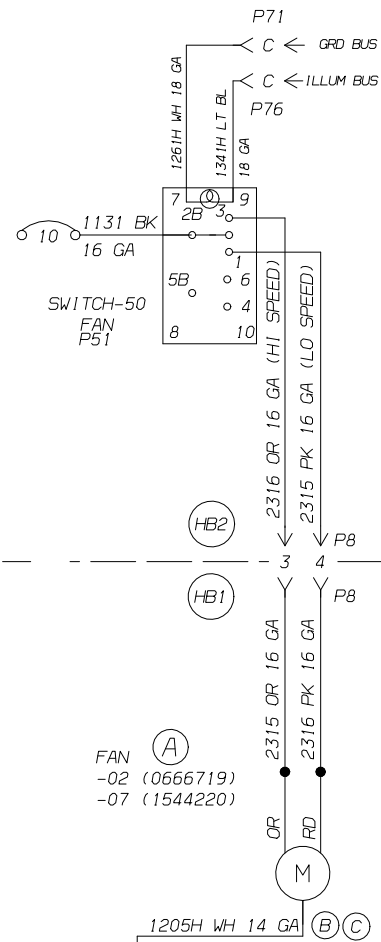


MARCH 30, 2004

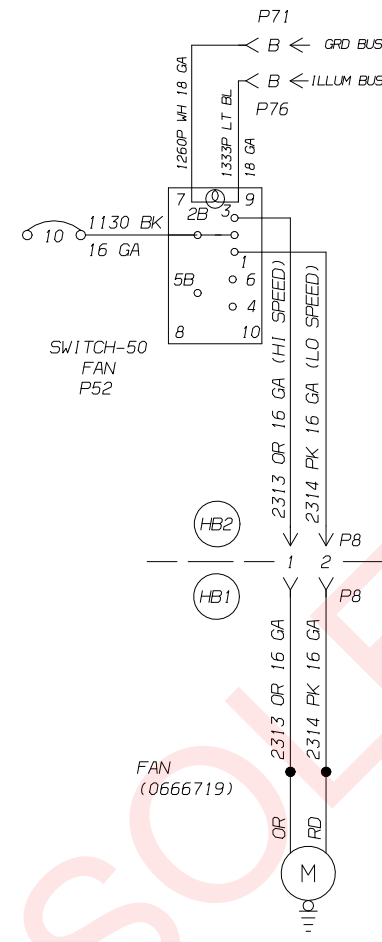
15.15.28



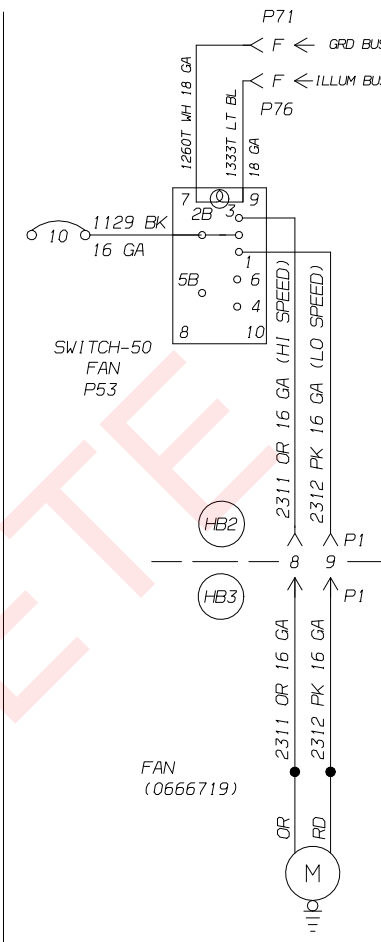
FEA 30026-01,06
AUX FAN UPPER RIGHT



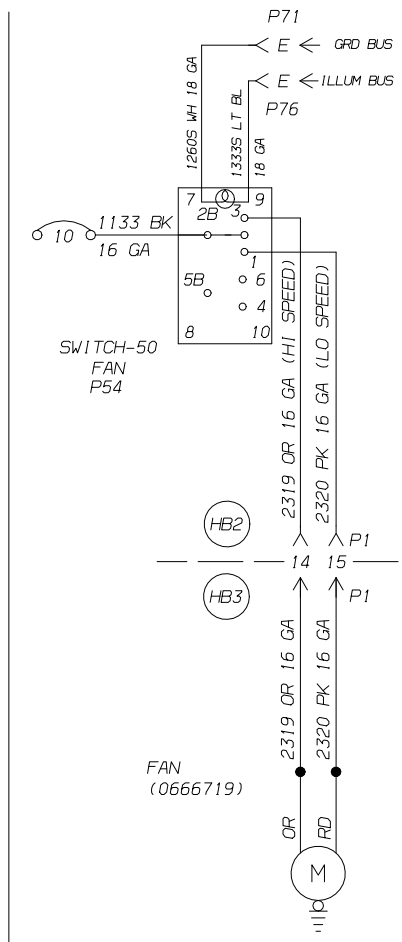
FEA 30026-02,07
AUX FAN UPPER LEFT



FEA 30026-03
AUX FAN UPPER CENTER



FEA 30026-04
AUX FAN LOWER CENTER W/S



FEA 30026-05
AUX FAN LOWER RIGHT

NOTE: TOTAL OF THREE FANS AVAILABLE,
WITH ONE CIRCUIT BREAKER.
30026-06, 07 CV ONLY

INACTIVATES NOS. 1679695, 1679729
1679711, 1679687,
1679737, 1679703

LET.	WAS	REVISIONS	DR.	APP.	CCN
C	----	UPDATED GROUND WIRE TO FAN, 30026-02, 07	AWS	KD 3/30/04	12913N
B	----	ADDED CIRC, 1205H TO FEA 30026-02, 07	CVM	JH 02/04/04	13066F
A	----	ADDED SUFFIX AND PART #1544200	AWS	RV 11/16/00	12743V

CCN 12743D	BLUE BIRD CORPORATION FORT VALLEY GEORGIA, U. S. A.		SCALE NONE
DIAGRAM, WRG, FEA 30026-01, 02, 03, 04, 05, 06, 07			
DR.	5/10/00	BY	RV
APP.	10/17/00	BY	DL
B			0027741
			PAGE 2 OF 2